

3, 4 and 8 Times Tables Answer Booklet



Page 5 in the Activity Booklet:

Number Shapes Repeated Addition to Support 3 Times Tables



$$3 \times 3 = 9$$



$$6 \times 3 = 18$$



$$4 \times 3 = 12$$



$$5 \times 3 = 15$$



$$7 \times 3 = 21$$

Challenge:

She is correct.

Children might line up four of the 3 number shapes and three of the 4 number shapes to show the equality.

Page 6 in the Activity Booklet:

3 Times Table Worksheet

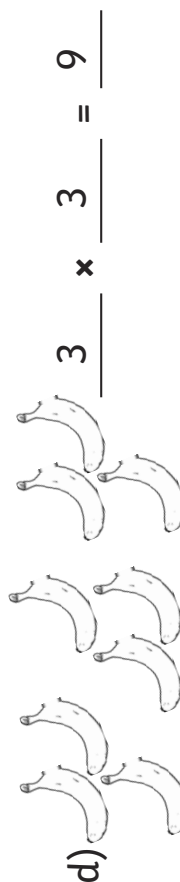

Work out these answers:

- a) $3 \times 4 = 12$
 b) $3 \times 3 = 9$
 c) $3 \times 5 = 15$
 d) $3 \times 2 = 6$
 e) $3 \times 9 = 27$
 f) $3 \times 6 = 18$
 g) $3 \times 7 = 21$
 h) $3 \times 1 = 3$
 i) $3 \times 11 = 33$
 j) $3 \times 8 = 24$
 k) $3 \times 10 = 30$
 l) $3 \times 12 = 36$

Count in 3s and colour in the grid:

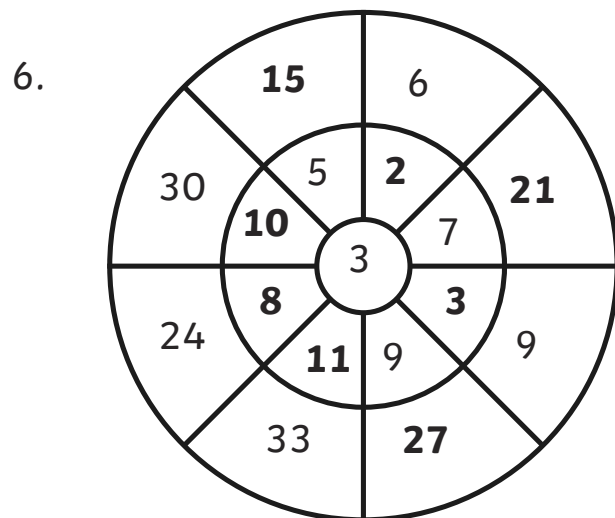
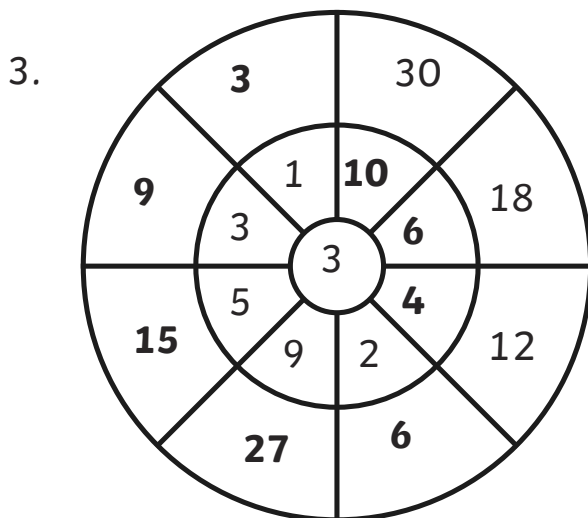
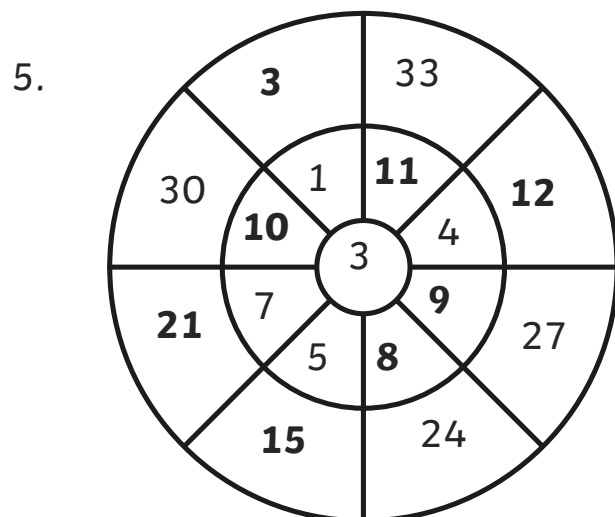
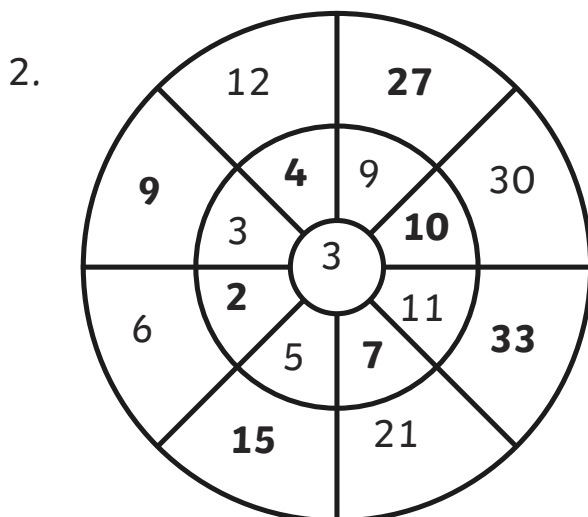
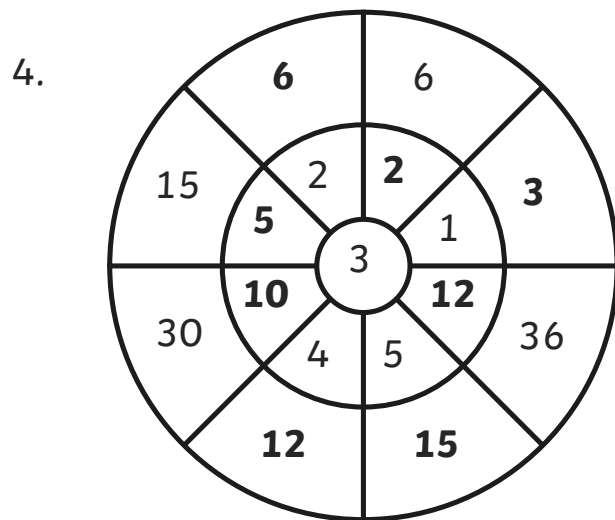
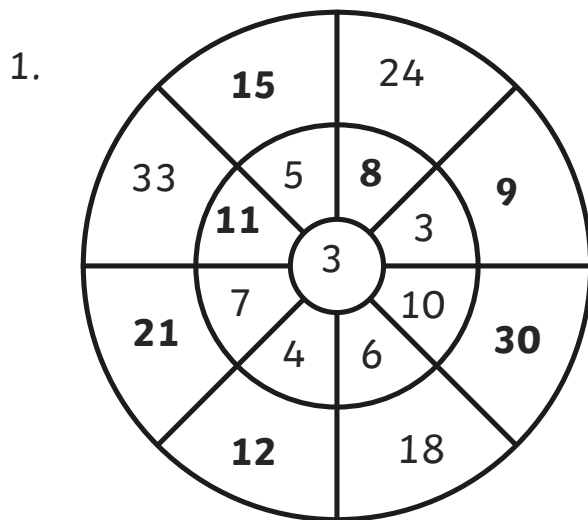
1	2	3	4	5	6
7	8	9	10	11	12
13	14	15	16	17	18
19	20	21	22	23	24
25	26	27	28	29	30
31	32	33	34	35	36

How many pieces of fruit are there?



Page 7 in the Activity Booklet:

3 Times Table Multiplication Wheels Activity Sheets



Page 8 in the Activity Booklet:

4 Times Table Number Search

Find the calculations from the $4 \times$ table. They may be horizontal, vertical or diagonal. Colour them in. Write the calculations you find underneath the grid. One has been completed for you as an example. Can you find all 10?

4	64	4	6	24	78	58	47
7	10	87	93	23	86	4	24
28	67	77	75	20	100	3	90
84	7	35	5	77	20	12	81
58	97	4	97	4	39	1	88
4	54	92	55	12	14	86	4
66	9	16	27	48	92	37	4
69	86	36	65	41	21	4	16
46	4	8	32	29	41	1	50
4	2	8	11	66	5	4	67



a. $4 \times 6 = 24$

f. $4 \times 5 = 20$

b. $4 \times 7 = 28$

g. $4 \times 12 = 48$

c. $4 \times 2 = 8$

h. $4 \times 3 = 12$

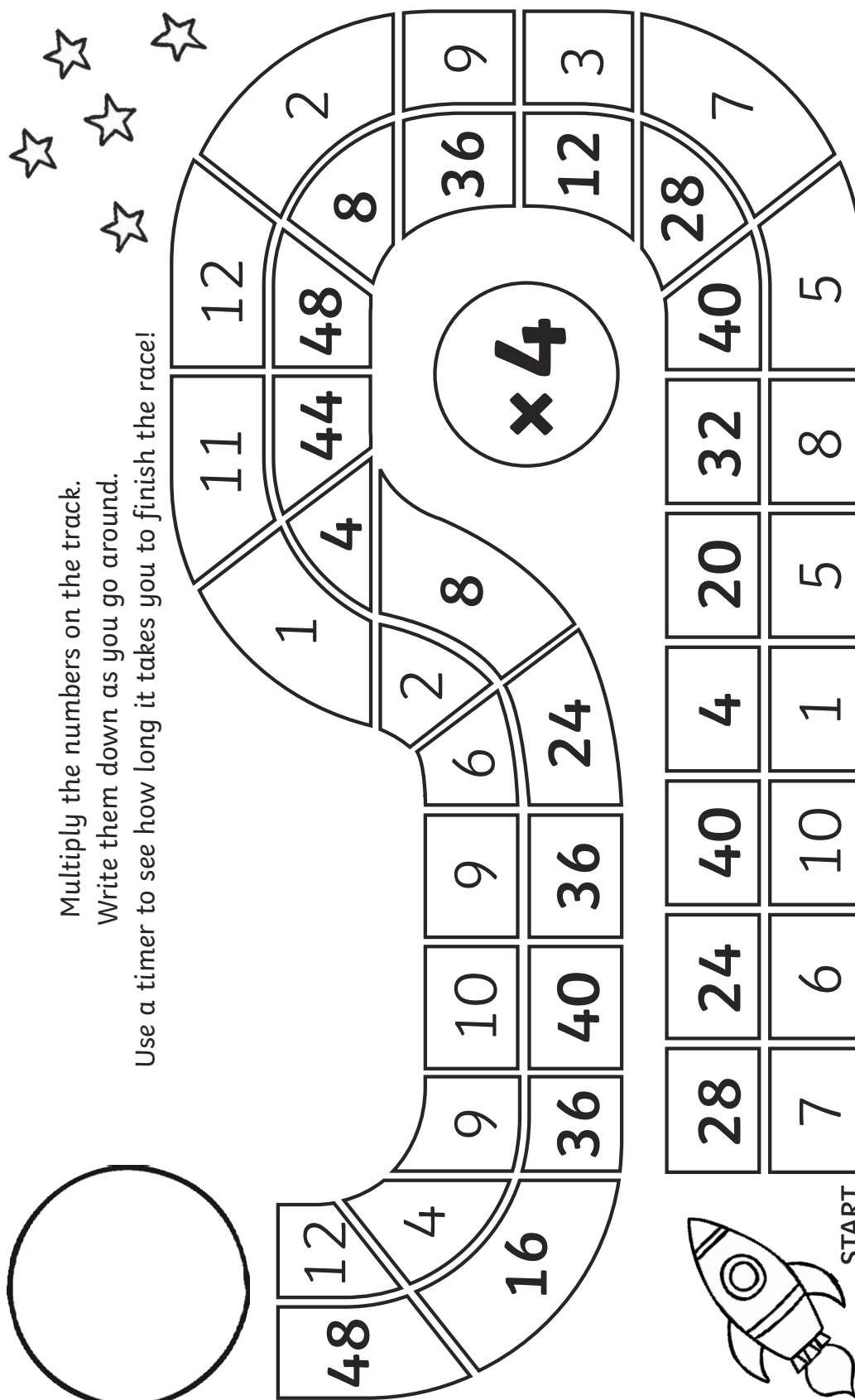
d. $4 \times 8 = 32$

i. $4 \times 1 = 4$

e. $4 \times 9 = 36$

j. $4 \times 4 = 16$

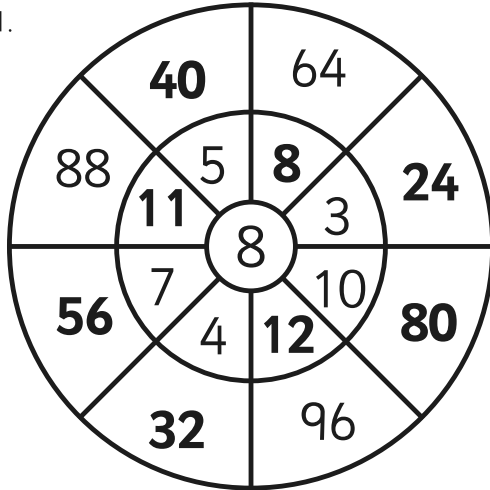
© 2011 Pearson Education, Inc. or its affiliate(s). All rights reserved.



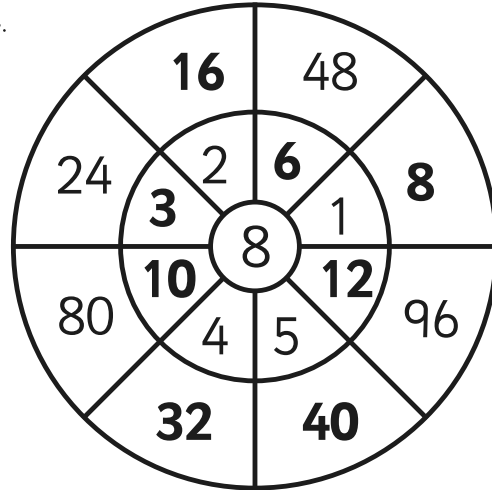
Page 10 in the Activity Booklet:

8 Times Table Multiplication Wheels Activity Sheet

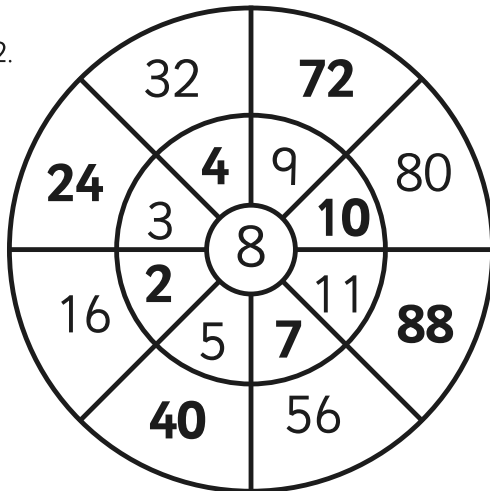
1.



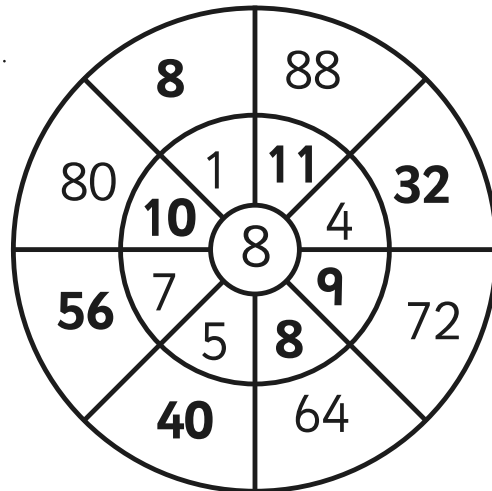
4.



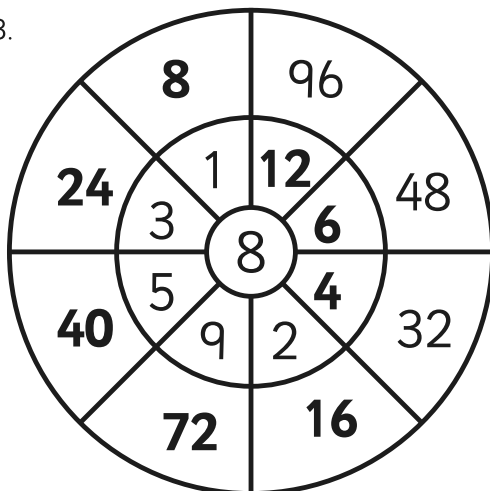
2.



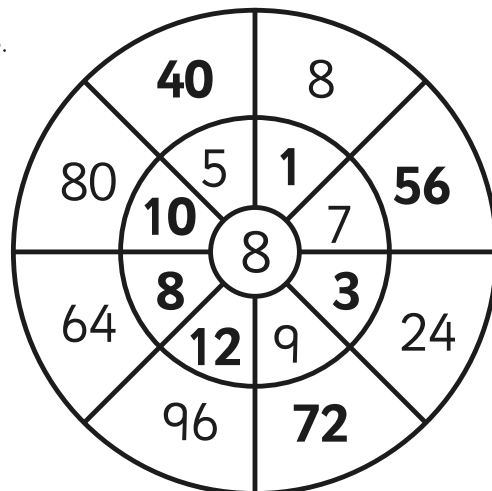
5.



3.



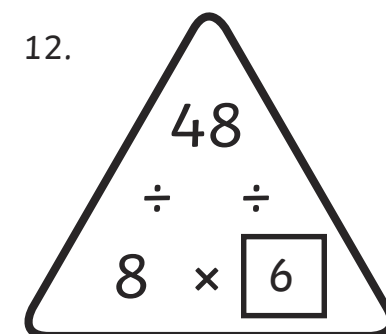
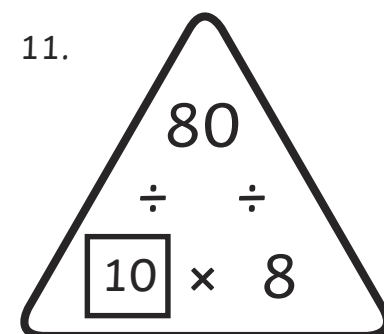
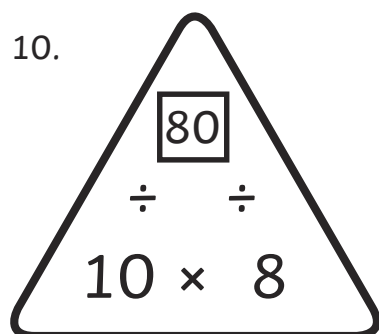
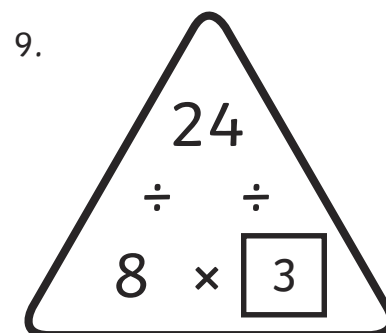
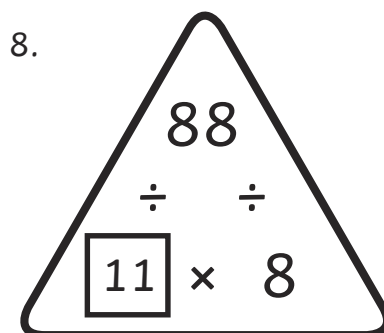
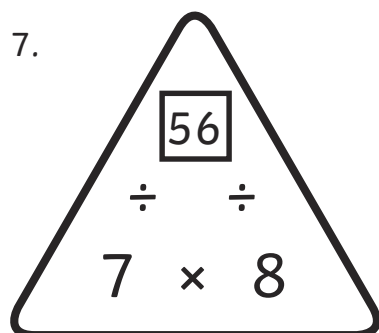
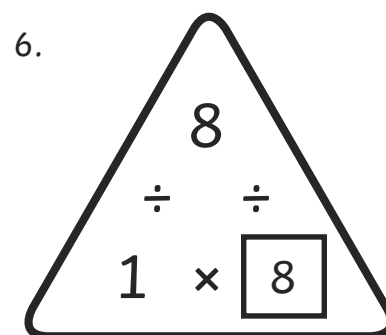
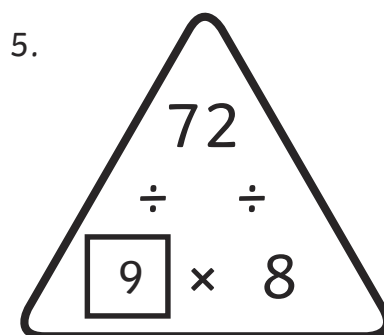
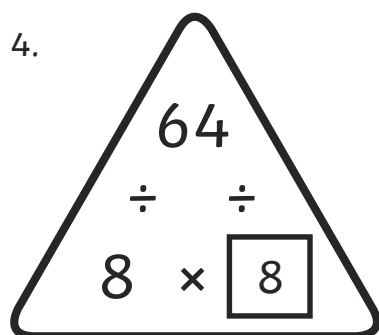
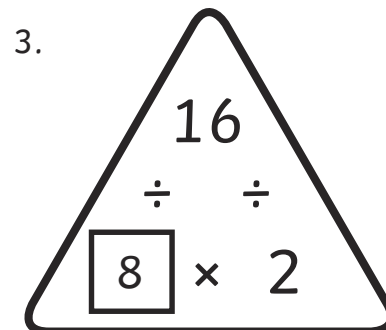
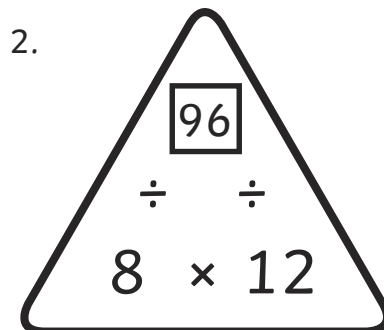
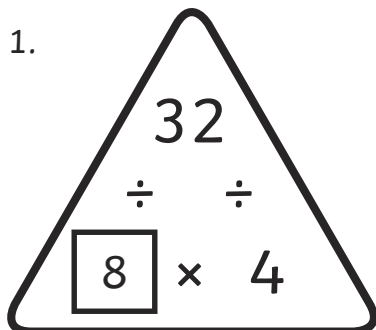
6.



Page 11 in the Activity Booklet:

8 Times Table Multiplication Triangles

Fill in the blanks in these multiplication triangles.



Page 12 in the Activity Booklet:
3, 4 and 8 Times Tables Colouring

Match the colours to the numbers.

